MOODY'S
PUBLIC SECTOR EUROPE

CREDIT OPINION
27 May 2022

Send Your Feedback

RATINGS

Optivo

Domicile	United Kingdom
Long Term Rating	A3
Type	LT Issuer Rating - Dom Curr
Outlook	Stable

Please see the ratings section at the end of this report for more information. The ratings and outlook shown reflect information as of the publication date.

Contacts

Jennifer A. Wong, CFA +44.20.7772.5333
VP-Sr Credit Officer
jennifera.wong@moodys.com

James Boachie-Yiadom +44.20.7772.5298
Associate Analyst
james.boachieyiadom@moodys.com

Sebastien Hay +34.91.768.8222
Senior Vice President/Manager
sebastien.hay@moodys.com

CLIENT SERVICES

Americas	1-212-553-1653
Asia Pacific	852-3551-3077
Japan	81-3-5408-4100
EMEA	44-20-7772-5454

Optivo (United Kingdom)

Update following assignment of ESG scores

Summary

The credit profile of Optivo (A3 stable) reflects a business model supported by a core of low-risk social housing letting, strong market position as a large housing association (HA) based in London and South East England, a large balance sheet including a strong unencumbered asset position and ample liquidity to complete committed development schemes. It also takes into account Optivo's rising debt levels and weakening margins and interest coverage and its exposure, though declining, to the cyclical housing market through market sales. The credit profile also incorporates the strong likelihood that the government of the United Kingdom (Aa3 stable) would intervene in the event that the association faced acute liquidity stress.

Exhibit 1

Optivo's operating margins are expected to start recovering from FY2024, whilst gearing will continue to grow as the HA executes its development programme

Social housing lettings interest coverage (x) (RHS), operating margin (%) (LHS), debt-to-assets (%) (LHS)

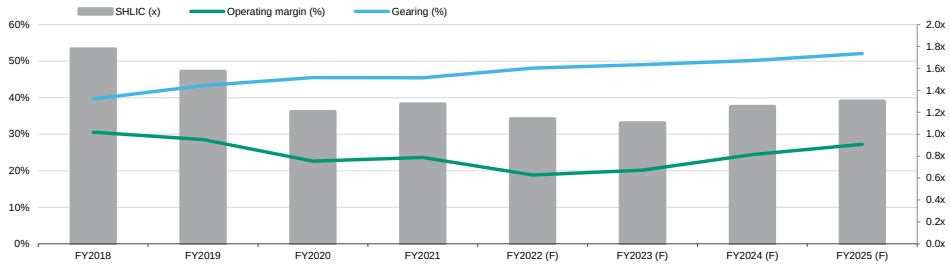

F: Forecast
Source: Moody's Investors Service, Optivo

Credit strengths

» Large HA with strong balance sheet and core social housing business

» Sufficient liquidity and sound policies

» Supportive institutional framework in England

Credit challenges

» Weaker margins and higher debt lowering interest coverage

» Significant development programme, focussed on social rent and shared ownership

Rating outlook

The stable outlook on Optivo's rating reflects the view that the planned increase in borrowing and consequent impact on debt and interest cover ratios is balanced by the organisation's large size and resilient balance sheet supported by strong core social housing lettings business.

Factors that could lead to an upgrade

Upward pressure could result from much slower debt growth; significant improvements in margins and interest cover ratios; and significant decrease in development ambition.

Factors that could lead to a downgrade

The rating could face downward pressure from one or a combination of the following: a significant increase in debt higher than currently projected; sustained weak operating margins and interest cover ratios lower than currently projected; an increase in market sales exposure as a percentage of total revenues significantly above current projections. In addition, a weaker regulatory framework or a dilution of the overall level of support from the UK could also exert downward pressure on the rating

Key indicators

Exhibit 2

Optivo

	31-Mar-17	31-Mar-18	31-Mar-19	31-Mar-20	31-Mar-21	31-Mar-22 (F)	31-Mar-23 (F)
Units under management (no.)	41,896	42,133	42,240	42,568	42,027	43,263	44,880
Operating margin, before interest (%)	35.0	30.5	28.5	22.6	23.6	18.8	20.1
Net capital expenditure as % turnover	9.3	29.2	76.9	57.1	40.3	79.9	57.6
Social housing letting interest coverage (x times)	1.8	1.8	1.6	1.2	1.3	1.1	1.1
Cash flow volatility interest coverage (x times)	2.5	1.7	0.4	1.1	1.4	1.0	1.2
Debt to revenues (x times)	3.1	3.4	4.1	4.6	4.5	4.6	4.6
Debt to assets at cost (%)	40.1	39.7	43.3	45.5	45.4	48.1	49.0

Source: Optivo, Moody's Investors Service

Detailed credit considerations

Optivo's rating combines (1) a Baseline Credit Assessment (BCA) of baa1, and (2) a strong likelihood of extraordinary support from the UK government in case of acute liquidity stress.

Baseline credit assessment

Large HA with strong balance sheet and core social housing business

Optivo has 42,000 units under management in fiscal 2021 and is a member of the G15, a group of sizeable and influential HAs in London. The organisation has significant housing assets valued at over £3.2 billion (at historic cost). As of fiscal 2021, 80% of Optivo's revenue came from its core business of providing social rented housing, the same as in fiscal 2020. Historically, Optivo recorded strong margins on its social letting business, averaging 31% over the period spanning its merger in fiscal 2017 through fiscal 2019. Since fiscal 2020, however, higher fire safety costs and maintenance spending have resulted in lower social lettings margins. Optivo has also had higher void losses in recent years which have also affected its margins. In fiscal 2021, operating margins registered 24%, marginally up from 23% in fiscal 2020.

Optivo has some diversification in rented products, which includes a small portfolio of market and sub-market renting, a modest amount of student accommodation, key worker accommodation and support products; Optivo has now exited the less-profitable specialized care and disposed part of its student housing in Southampton in fiscal 2021. In fiscal 2021, revenue from sales increased to 14%, up from 10% in fiscal 2020, but this proportion is expected to remain modest going forward with sales peaking in fiscal 2023 at 19%.

Despite the pressure of higher fire safety costs, Optivo improved its social lettings margin to 27% in fiscal 2021, from 25% in fiscal 2020. Optivo has prudently incorporated continued higher fire safety works into higher expenses with slower cost recovery, which will

This publication does not announce a credit rating action. For any credit ratings referenced in this publication, please see the issuer/deal page on https://ratings.moodys.com for the most updated credit rating action information and rating history.

pressure margins over the next few years. As a result, we expect Optivo's operating margins to remain lower over the next two years, presently projected to average 23% over fiscals 2022-23, before recovering in fiscal 2024 onwards.

In March 2022, Optivo announced its intention to merge with Southern Housing Group (A3, negative), which would make the new entity one of the largest housing associations in England with roughly 77,000 units. Both organisations have a footprint in London and the proposed merger would see the new organisation take the name of Southern Housing with Optivo's chief executive becoming the chief executive designate of the new organisations. We expect that discussions between Optivo and Southern will continue over a number of months, and if a merger were to occur, this would likely complete towards the end of 2022. The credit quality of any combined entity will be determined by the strategy for the new organisation, in addition to the historical performance of each of the merger partners, including intended debt structure, development programme, proposed efficiencies and management and governance considerations.

Sufficient liquidity and sound policies

Optivo's level of unencumbered assets is strong, providing additional borrowing capacity of £1.4 billion as of July 2021. Optivo altered its debt pipeline in its 2021 business plan, with net debt peaking later than 2020's plan as Covid-19 slowed spending on development sites in 2020 and 2021. Based on Optivo's 2021 assumed development programme and pipeline through to sites starting in 2026, net debt would peak around fiscal 2027 at £2.7 billion, compared to just over £2.5 billion in fiscal 2026 in 2020's plan. As of July 2021, Optivo's liquidity was made up of £64 million in cash and £640 million in undrawn, immediately available facilities.

In May 2020, Optivo accessed the Bank of England's Covid Corporate Financing Facility (CCFF), obtaining £150 million in unsecured financing, maturing in 2022. In September 2020, Optivo raised £151 million proceeds of 18 month deferred funding (to coincide with the maturity of the CCFF financing) via a £100 million notional amount tap of its 2043 bonds, with another £50 million notional amount retained. In April 2022, Optivo completed settlement of the deferred sale of £100 million of its 2043 bonds, using funds raised to refinance the CCFF. Additionally, in August 2021 Optivo raised £114 million in proceeds from a sale of its £100 million notional retained portion of its 2035 bonds in order to pay down legacy term loans and to release security.

Optivo's recently reviewed treasury policy is clear and robust, which will likely ensure that adequate liquidity is maintained. The policy specifies that £50 million in immediately available cash will be maintained, an amount which is monitored daily and reviewed quarterly with regard to debt servicing and capital expenditure needs, as well as the housing association's ISDA cash requirement.[1] A second liquidity test requires a minimum of £400 million of committed facilities and cash immediately available. The final test states that sufficient cash, committed loan facilities, and forecast reliable surpluses (net of scheduled loan repayments) must be available to cover all contractually committed development spending.

Supportive institutional framework in England

The sector's credit quality will continue to benefit from the strong regulatory framework governing English HAs. The regulator maintains strong oversight through quarterly returns, long-term business plans, annual reviews, and by undertaking biennial In-Depth Assessments (IDAs) for large and complex HAs. The regulator has a strong track record of intervention in cases of mismanagement or financial stress with powers to provide financial assistance and/or make manager appointments where there has been a breach of regulatory standards.

The operating environment for English HAs has improved under more supportive policies for social rent increases and capital grant. Following four years of social rent reductions, HAs now benefit from a return to inflation-linked rent increases from April 2020 for five years. In addition, the government has committed to increased capital grant on more flexible terms for new social housing.

Counterbalancing the improvements, we expect policy to drive increased borrowing and development risk in the sector as it responds to the government's objective to deliver a significant increase in the construction of new homes.

Weaker margins and higher debt lowering interest coverage

Optivo's margins are expected to weaken over the next two years before starting to recover from fiscal 2024, while its debt will continue to rise to fund its development programme. Optivo is estimating fire safety costs of around £250 million over the next ten years which will depress margins compared to historic levels. Interest covers will also remain weaker in the near term. In FY2021, social housing letting interest cover (SHLIC) was 1.3x, up from 1.2x in fiscal 2020 but down from 1.7x over FY2017-19. Going forward, SHLIC is projected to remain around 1.1x over FY2022-24. CVIC has been volatile due to the ramping up of Optivo's development programme

from a low base and significant unsold stock at FYE2019 and 2020. However, as new social housing units are built, this will increase social housing letting revenue and along with the completion of planned fire safety works, this should support margins and interest coverage from fiscal 2024. Additionally, Optivo are expecting to recover a higher amount of these costs from leaseholders in this plan and are aiming to make £6.6 million in efficiency savings over the next three years which will provide further support to margins.

Higher debt will also mean Optivo's debt-to-assets at cost ratio will deteriorate to 50% as of the end of fiscal 2024, from 45% as of the end of fiscal 2021. Debt to revenues will also deteriorate over the next three years, reaching 5.3x in fiscal 2024, from 4.5x in fiscal 2021. The debt trajectory is a constraint to Optivo's credit profile as debt metrics will remain more closely aligned to A3 rated peers. Debt is expected to peak in FY2027 with current development plans, a year later than in the previous business plan as the impacts of Covid-19 on development sites shifted Optivo's debt profile.

Optivo's policy is to maintain moderate interest rate risk, which is reflected in the current debt structure. Approximately 93% of Optivo's net debt was fixed by a combination of fixed-term loans, derivatives (both standalone and embedded swaps) and cash balances. The swap portfolio amounted to a relatively large notional value of £477 million, which had a negative mark-to-market of £141 million with ample property security (£286 million) charged to the position to cover any adverse fall in interest rates, as of July 31st 2021,.

Significant development programme, focussed on social rent and shared ownership

Optivo's development programme following its 2017 merger targeted 1,500 units of starts per year, which it achieved in fiscal 2020 for the first time. Optivo's planned level of starts has remained broadly similar to the previous plan, following a scaleback of its development programme in 2020. In its latest 2021 business plan, approximately 6,300 units are expected to be started and 5,200 completed over the next five years (equating to 12% of existing stock). Optivo has deliberately reduced its exposure to outright market sales and shared ownership over the past two years in a strategic movement away from riskier tenures. However, this exposure will still increase over the near term as planned development is completed with market sales peaking at 19% of turnover in FY2023 (up from 14% in FY2020 and 10% over FY2016-19), though this would be predominantly first tranche shared ownership. This exposure is lower than in the previous plan where market sales exposure peaked at 22% in fiscal 2023 and was maintained at a higher level. Whilst moderated, the increase in market sales exposes the group to increased volatility in its operating cash flows which could feed through into Optivo's cash flow volatility interest cover metric.

Net capex is expected to remain elevated over the next five years as Optivo executes its development programme, with net capex averaging 74% of turnover over the next five years. The increasing net capex and ambitious development programme brings development risk to the organisation. As announced with the 2018 UK budget, Optivo will receive around £50 million of grant over the next five years to fiscal 2023 for affordable housing as a strategic partner with Homes England. This will be in addition to the £57 million of grant which Optivo will receive as a strategic partner with the Greater London Authority (GLA). The grant from the GLA will fund homes in the London Affordable and Living Rent tenures, as well as shared ownership. Securing additional grant is credit supportive for Optivo and all development activity to fiscal 2023 is pre-funded with grant.

In terms of the tenure mix of the development programme, 61% of properties to be built over the next five years are intended for social rented accommodation, which supports growth in the social rented revenue stream. Around 31% of completions over this period are planned to be shared ownership (previously 44% in last year's plan) and 5% outright sales. Optivo has a strong focus on building properties in the London area, with a little over half of the programme expected to be in and around the capital. The more volatile nature of the housing market in London and South East, however, is a credit concern for HAs developing in these areas. As a mitigation, Optivo holds flexibility over its development programme with no significant committed development currently after fiscal 2023 and it has ensured that all shared ownership development is able to switch tenure if needed.

Extraordinary support considerations

The strong level of extraordinary support factored into the rating reflects the wide-ranging powers of redress available to the regulator in cases of financial distress, with the possibility of a facilitated merger or a transfer of engagements. Recent history has shown that the UK government is willing to support the sector, as housing remains a politically and economically sensitive issue. The strong support assumption also factors increasing exposure to non-core social housing activities in the sector, that add complexity to HA operations, and the weakening of the sovereign's financial resilience, making an extraordinary intervention slightly more challenging. In addition,

our assessment that there is a very high default dependence between Optivo and the UK government reflects their strong financial and operational linkages.

ESG considerations

Optivo's ESG Credit Impact Score is Neutral-to-Low

Exhibit 3
ESG Credit Impact Score

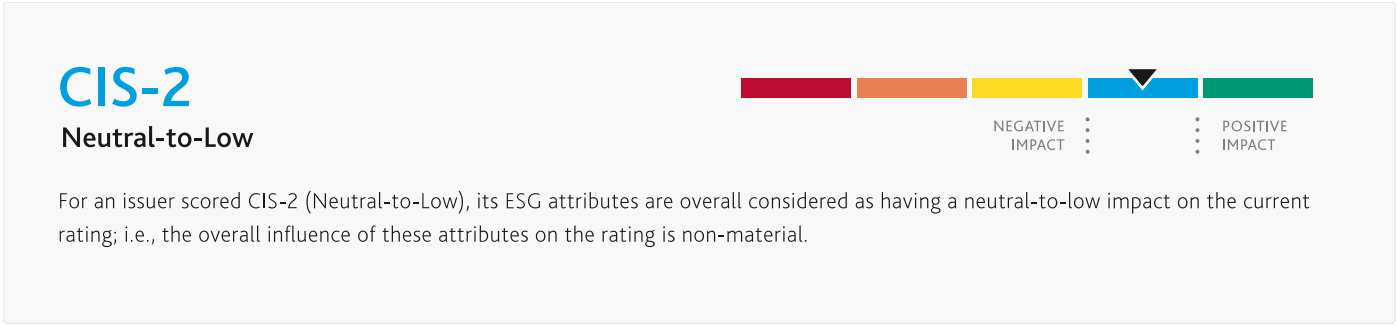

Source: Moody's Investors Service

Optivo's CIS is neutral-low reflecting moderate exposure to environmental and social risks, low-neutral governance profile, as well as a supportive regulatory framework and support from the UK government.

Exhibit 4
ESG Issuer Profile Scores

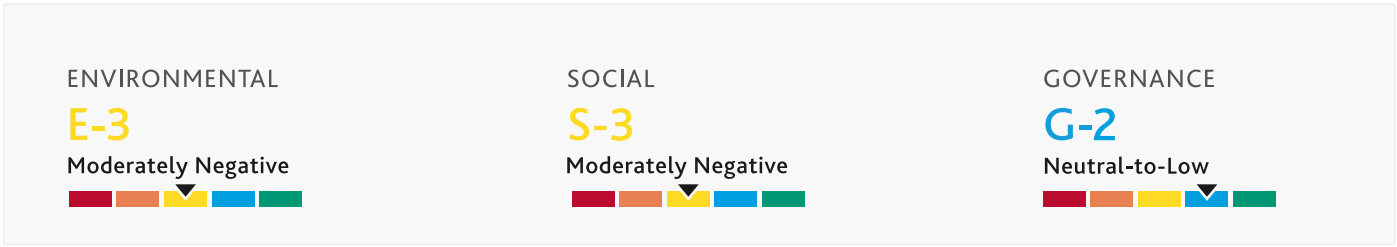

Source: Moody's Investors Service

Environmental

Its overall Environmental issuer profile score is moderately negative (**E-3**), reflecting moderately negative exposure to environmental risks, primarily due to carbon transition risk from the legislative requirement for English housing associations to improve the energy efficiency of their existing housing stock to EPC C by 2035, leading to increased expenditure. We consider that Optivo has a material exposure to this risk due to a significant proportion of its stock requiring retrofit.

Social

We assess its Social issuer profile score as moderately negative (**S-3**), reflecting exposure to risks from responsible production and demographic and societal trends. Responsible production risks include the legislative requirement to improve the safety of its existing housing stock which will increase expenditure over the medium term. This is requiring significant expenditure for Optivo. Demographic and societal trends risks reflect the vulnerability of the sector to government policy which controls rent setting in England and Wales. In previous years, affordability concerns at a national level led to the government implementing a rent cut for the sector, with a negative impact on financial performance.

Governance

We assess its Governance issuer profile score as neutral to low (**G-2**). Governance in the sector is generally fit for purpose, with good oversight of business risks, strong financial planning and risk management processes, detailed reporting and simple organisational structures. The regulatory framework also supports good governance in the sector.

ESG Issuer Profile Scores and Credit Impact Scores for the rated entity/transaction are available on Moodys.com. In order to view the latest scores, please click here to go to the landing page for the entity/transaction on MDC and view the ESG Scores section.

Rating methodology and scorecard factors

The assigned BCA of baa1 is the same as the scorecard-suggested BCA of baa1.

Exhibit 5

Optivo's 2021 Scorecard

Optivo			
Baseline Credit Assessment	**Sub-factor Weighting**	**Value**	**Score**
Factor 1: Institutional Framework			
Operating Environment	10%	a	a
Regulatory Framework	10%	a	a
Factor 2: Market Position			
Units Under Management	10%	42,027	a
Factor 3: Financial Performance			
Operating Margin	5%	23.6%	baa
Social Housing Letting Interest Coverage	10%	1.3x	baa
Cash-Flow Volatility Interest Coverage	10%	1.4x	baa
Factor 4: Debt and Liquidity			
Debt to Revenue	5%	4.5x	ba
Debt to Assets	10%	45.4%	ba
Liquidity Coverage	10%	1.4x	a
Factor 5: Management and Governance			
Financial Management	10%	baa	baa
Investment and Debt Management	10%	baa	baa
Suggested BCA			**baa1**

Source: Optivo, Moody's Investors Service

The methodologies used in this rating are European Social Housing Providers, published in April 2018 and Government Related Issuers, published in February 2020.

Ratings

Exhibit 6

Category	Moody's Rating
OPTIVO	
Outlook	Stable
Issuer Rating -Dom Curr	A3
OPTIVO FINANCE PLC	
Outlook	Stable
Senior Secured -Dom Curr	A3

Source: Moody's Investors Service

Endnotes

1 Optivo's treasury policy stipulates a target of maintaining sufficient security in place to withstand a parallel 1% decline in interest rates of all maturities, or sufficient cash is held immediately available for this purpose.

© 2022 Moody's Corporation, Moody's Investors Service, Inc., Moody's Analytics, Inc. and/or their licensors and affiliates (collectively, "MOODY'S"). All rights reserved.
CREDIT RATINGS ISSUED BY MOODY'S CREDIT RATINGS AFFILIATES ARE THEIR CURRENT OPINIONS OF THE RELATIVE FUTURE CREDIT RISK OF ENTITIES, CREDIT COMMITMENTS, OR DEBT OR DEBT-LIKE SECURITIES, AND MATERIALS, PRODUCTS, SERVICES AND INFORMATION PUBLISHED BY MOODY'S (COLLECTIVELY, "PUBLICATIONS") MAY INCLUDE SUCH CURRENT OPINIONS. MOODY'S DEFINES CREDIT RISK AS THE RISK THAT AN ENTITY MAY NOT MEET ITS CONTRACTUAL FINANCIAL OBLIGATIONS AS THEY COME DUE AND ANY ESTIMATED FINANCIAL LOSS IN THE EVENT OF DEFAULT OR IMPAIRMENT. SEE APPLICABLE MOODY'S RATING SYMBOLS AND DEFINITIONS PUBLICATION FOR INFORMATION ON THE TYPES OF CONTRACTUAL FINANCIAL OBLIGATIONS ADDRESSED BY MOODY'S CREDIT RATINGS. CREDIT RATINGS DO NOT ADDRESS ANY OTHER RISK, INCLUDING BUT NOT LIMITED TO: LIQUIDITY RISK, MARKET VALUE RISK, OR PRICE VOLATILITY. CREDIT RATINGS, NON-CREDIT ASSESSMENTS ("ASSESSMENTS"), AND OTHER OPINIONS INCLUDED IN MOODY'S PUBLICATIONS ARE NOT STATEMENTS OF CURRENT OR HISTORICAL FACT. MOODY'S PUBLICATIONS MAY ALSO INCLUDE QUANTITATIVE MODEL-BASED ESTIMATES OF CREDIT RISK AND RELATED OPINIONS OR COMMENTARY PUBLISHED BY MOODY'S ANALYTICS, INC. AND/OR ITS AFFILIATES. MOODY'S CREDIT RATINGS, ASSESSMENTS, OTHER OPINIONS AND PUBLICATIONS DO NOT CONSTITUTE OR PROVIDE INVESTMENT OR FINANCIAL ADVICE, AND MOODY'S CREDIT RATINGS, ASSESSMENTS, OTHER OPINIONS AND PUBLICATIONS ARE NOT AND DO NOT PROVIDE RECOMMENDATIONS TO PURCHASE, SELL, OR HOLD PARTICULAR SECURITIES. MOODY'S CREDIT RATINGS, ASSESSMENTS, OTHER OPINIONS AND PUBLICATIONS DO NOT COMMENT ON THE SUITABILITY OF AN INVESTMENT FOR ANY PARTICULAR INVESTOR. MOODY'S ISSUES ITS CREDIT RATINGS, ASSESSMENTS AND OTHER OPINIONS AND PUBLISHES ITS PUBLICATIONS WITH THE EXPECTATION AND UNDERSTANDING THAT EACH INVESTOR WILL, WITH DUE CARE, MAKE ITS OWN STUDY AND EVALUATION OF EACH SECURITY THAT IS UNDER CONSIDERATION FOR PURCHASE, HOLDING, OR SALE.
MOODY'S CREDIT RATINGS, ASSESSMENTS, OTHER OPINIONS, AND PUBLICATIONS ARE NOT INTENDED FOR USE BY RETAIL INVESTORS AND IT WOULD BE RECKLESS AND INAPPROPRIATE FOR RETAIL INVESTORS TO USE MOODY'S CREDIT RATINGS, ASSESSMENTS, OTHER OPINIONS OR PUBLICATIONS WHEN MAKING AN INVESTMENT DECISION. IF IN DOUBT YOU SHOULD CONTACT YOUR FINANCIAL OR OTHER PROFESSIONAL ADVISER.
ALL INFORMATION CONTAINED HEREIN IS PROTECTED BY LAW, INCLUDING BUT NOT LIMITED TO, COPYRIGHT LAW, AND NONE OF SUCH INFORMATION MAY BE COPIED OR OTHERWISE REPRODUCED, REPACKAGED, FURTHER TRANSMITTED, TRANSFERRED, DISSEMINATED, REDISTRIBUTED OR RESOLD, OR STORED FOR SUBSEQUENT USE FOR ANY SUCH PURPOSE, IN WHOLE OR IN PART, IN ANY FORM OR MANNER OR BY ANY MEANS WHATSOEVER, BY ANY PERSON WITHOUT MOODY'S PRIOR WRITTEN CONSENT.
MOODY'S CREDIT RATINGS, ASSESSMENTS, OTHER OPINIONS AND PUBLICATIONS ARE NOT INTENDED FOR USE BY ANY PERSON AS A BENCHMARK AS THAT TERM IS DEFINED FOR REGULATORY PURPOSES AND MUST NOT BE USED IN ANY WAY THAT COULD RESULT IN THEM BEING CONSIDERED A BENCHMARK.
All information contained herein is obtained by MOODY'S from sources believed by it to be accurate and reliable. Because of the possibility of human or mechanical error as well as other factors, however, all information contained herein is provided "AS IS" without warranty of any kind. MOODY'S adopts all necessary measures so that the information it uses in assigning a credit rating is of sufficient quality and from sources MOODY'S considers to be reliable including, when appropriate, independent third-party sources. However, MOODY'S is not an auditor and cannot in every instance independently verify or validate information received in the rating process or in preparing its Publications.
To the extent permitted by law, MOODY'S and its directors, officers, employees, agents, representatives, licensors and suppliers disclaim liability to any person or entity for any indirect, special, consequential, or incidental losses or damages whatsoever arising from or in connection with the information contained herein or the use of or inability to use any such information, even if MOODY'S or any of its directors, officers, employees, agents, representatives, licensors or suppliers is advised in advance of the possibility of such losses or damages, including but not limited to: (a) any loss of present or prospective profits or (b) any loss or damage arising where the relevant financial instrument is not the subject of a particular credit rating assigned by MOODY'S.
To the extent permitted by law, MOODY'S and its directors, officers, employees, agents, representatives, licensors and suppliers disclaim liability for any direct or compensatory losses or damages caused to any person or entity, including but not limited to by any negligence (but excluding fraud, willful misconduct or any other type of liability that, for the avoidance of doubt, by law cannot be excluded) on the part of, or any contingency within or beyond the control of, MOODY'S or any of its directors, officers, employees, agents, representatives, licensors or suppliers, arising from or in connection with the information contained herein or the use of or inability to use any such information.
NO WARRANTY, EXPRESS OR IMPLIED, AS TO THE ACCURACY, TIMELINESS, COMPLETENESS, MERCHANTABILITY OR FITNESS FOR ANY PARTICULAR PURPOSE OF ANY CREDIT RATING, ASSESSMENT, OTHER OPINION OR INFORMATION IS GIVEN OR MADE BY MOODY'S IN ANY FORM OR MANNER WHATSOEVER.
Moody's Investors Service, Inc., a wholly-owned credit rating agency subsidiary of Moody's Corporation ("MCO"), hereby discloses that most issuers of debt securities (including corporate and municipal bonds, debentures, notes and commercial paper) and preferred stock rated by Moody's Investors Service, Inc. have, prior to assignment of any credit rating, agreed to pay to Moody's Investors Service, Inc. for credit ratings opinions and services rendered by it fees ranging from $1,000 to approximately $5,000,000. MCO and Moody's Investors Service also maintain policies and procedures to address the independence of Moody's Investors Service credit ratings and credit rating processes. Information regarding certain affiliations that may exist between directors of MCO and rated entities, and between entities who hold credit ratings from Moody's Investors Service and have also publicly reported to the SEC an ownership interest in MCO of more than 5%, is posted annually at www.moodys.com under the heading "Investor Relations — Corporate Governance — Director and Shareholder Affiliation Policy."
Additional terms for Australia only: Any publication into Australia of this document is pursuant to the Australian Financial Services License of MOODY'S affiliate, Moody's Investors Service Pty Limited ABN 61 003 399 657AFSL 336969 and/or Moody's Analytics Australia Pty Ltd ABN 94 105 136 972 AFSL 383569 (as applicable). This document is intended to be provided only to "wholesale clients" within the meaning of section 761G of the Corporations Act 2001. By continuing to access this document from within Australia, you represent to MOODY'S that you are, or are accessing the document as a representative of, a "wholesale client" and that neither you nor the entity you represent will directly or indirectly disseminate this document or its contents to "retail clients" within the meaning of section 761G of the Corporations Act 2001. MOODY'S credit rating is an opinion as to the creditworthiness of a debt obligation of the issuer, not on the equity securities of the issuer or any form of security that is available to retail investors.
Additional terms for Japan only: Moody's Japan K.K. ("MJKK") is a wholly-owned credit rating agency subsidiary of Moody's Group Japan G.K., which is wholly-owned by Moody's Overseas Holdings Inc., a wholly-owned subsidiary of MCO. Moody's SF Japan K.K. ("MSFJ") is a wholly-owned credit rating agency subsidiary of MJKK. MSFJ is not a Nationally Recognized Statistical Rating Organization ("NRSRO"). Therefore, credit ratings assigned by MSFJ are Non-NRSRO Credit Ratings. Non-NRSRO Credit Ratings are assigned by an entity that is not a NRSRO and, consequently, the rated obligation will not qualify for certain types of treatment under U.S. laws. MJKK and MSFJ are credit rating agencies registered with the Japan Financial Services Agency and their registration numbers are FSA Commissioner (Ratings) No. 2 and 3 respectively.
MJKK or MSFJ (as applicable) hereby disclose that most issuers of debt securities (including corporate and municipal bonds, debentures, notes and commercial paper) and preferred stock rated by MJKK or MSFJ (as applicable) have, prior to assignment of any credit rating, agreed to pay to MJKK or MSFJ (as applicable) for credit ratings opinions and services rendered by it fees ranging from JPY100,000 to approximately JPY550,000,000.
MJKK and MSFJ also maintain policies and procedures to address Japanese regulatory requirements.

REPORT NUMBER 1327864

CLIENT SERVICES

Americas	1-212-553-1653
Asia Pacific	852-3551-3077
Japan	81-3-5408-4100
EMEA	44-20-7772-5454